


MADHAV MARBLES AND GRANITES LIMITED

CIN:L14101RJ1989PLC004903, Web: www.madhavmarbles.com, Mail: investormmgl@gmail.com

Address: 11-A, CHARAK MARG, AMBAMATA SCHEME, UDAIPUR - 313001

Part I							(Rs. in lakhs)
Statement of Unaudited Results for the Quarter & Period ended September 30, 2015							
	Particulars	3 Months	Preceding	Corresponding	6 Months	Corresponding	Year
		ended	3 Months	3 Months	ended	6 Months	ended
			ended	ended		ended	
				in the P.Y.		in the P.Y.	
		Unaudited	Unaudited	Unaudited	Unaudited	Unaudited	Audited
		30.09.2015	30.06.2015	30.09.2014	30.09.2015	30.09.2014	31.03.2015
1	Income from operations						
	(a) Net Sales/Income from Operations (Net of Excise Duty)	2016.83	2044.72	2379.36	4061.55	4645.19	9030.54
	(b) Other Operating Income	0.00	0.00	0.00	0.00	0.00	67.12
	Total income from operations (net)	2016.83	2044.72	2379.36	4061.55	4645.19	9097.66
2	Expenses						
	(a) Cost of materials consumed	946.19	892.86	967.98	1839.05	1903.46	3661.24
	(b) Manufacturing Expenses	373.07	580.37	388.48	953.44	954.82	1821.89
	(c) Purchases of stock-in-trade	80.87	85.68	125.98	166.55	307.11	578.16
	(d) Changes in inventories of finished goods work in progress and stock in Trade	-9.99	-149.26	173.85	-159.25	138.91	266.76
	(e) Employee benefits expense	168.06	237.65	183.88	405.71	356.95	846.32
	(f) Depreciation and amortisation expense	64.41	63.95	137.37	128.36	274.54	322.97
	(g) Other expenses	145.10	151.11	200.63	296.21	326.08	743.80
	Total Expenses	1767.72	1862.36	2178.17	3630.08	4261.87	8241.14
3	Profit/(Loss) from operations before Other Income, Finance Costs and Exceptional items (1-2)	249.11	182.36	201.19	431.47	383.32	856.52
4	Other Income	68.09	118.58	59.34	186.67	158.57	241.25
5	Profit/(Loss) from ordinary activities before Finance Costs and Exceptional items(3 + 4)	317.20	300.94	260.52	618.14	541.89	1097.77
6	Finance Costs	14.00	16.06	0.00	30.06	0.00	0.91
7	Profit/(Loss) from ordinary activities after Finance costs but before exceptional Items (5-6)	303.20	284.88	260.52	588.08	541.89	1096.86
8	Exceptional Items	0.00	0.00	0.00	0.00	0.00	0.00
9	Profit(+)/Loss(-) from ordinary activities before tax (7- 8)	303.20	284.88	260.52	588.08	541.89	1096.86
10	Tax expense	60.90	53.06	75.88	113.96	161.80	311.47
11	Net profit(+)/Loss(-) from ordinary activities after tax (9 -10)	242.30	231.82	184.65	474.12	380.09	785.39
12	Prior Period items	0.00	0.00	0.00	0.00	0.00	0.00
13	Net Profit (+) / Loss (-) for the period (11- 12)	242.30	231.82	184.65	474.12	380.09	785.39
14	Paid up Equity Share Capital (Face Value of Rs. 10 each)	894.70	894.70	894.70	894.70	894.70	894.70
15	Reserves excluding revaluation reserves as per Balance sheet of previous accounting year	-	-	-	-	-	10281.24
16	Earning Per Share (not annualised)	2.71	2.59	2.06	5.30	4.25	8.78
	Basic and Diluted EPS (Rs.) before/after Extraordinary Item						

Ashlesh



Part II						
Information for the Quarter ended September 30, 2015						
Particulars	3 Months	Preceding	Corresponding	6 Months	Corresponding	Year
	ended	3 Months	3 Months	ended	6 Months	ended
		ended	ended		ended	
			in the		in the P.Y.	
	30.09.2015	30.06.2015	Previous year	30.09.2015	30.09.2014	31.03.2015
A PARTICULARS OF SHAREHOLDING						
1 Public Shareholding						
- Number of Shares	5508300	5487000	5442589	5508300	5442589	5480210
- Percentage of Shareholding	61.57	61.33	60.83	61.57	60.83	61.25
2 Promoter and Promoter Group Shareholding						
(a) Pledged / Encumbered						
- Number of Shares	0	0	0	0	0	0
- Percentage of shares (as a % of total shareholding of Promoter and promoter group)	0.00	0.00	0.00	0.00	0.00	0.00
Percentage of shares(as a % of total share capital of the Co.)	0.00	0.00	0.00	0.00	0.00	0.00
(b) Non-encumbered						
- Number of Shares	3438700	3460000	3504411	3438700	3504411	3466790
- Percentage of shares (as a % of total shareholding of Promoter and promoter group)	100	100	100	100	100	100
Percentage of shares(as a % of total share capital of the Co.)	38.43	38.67	39.17	38.43	39.17	38.75

Particulars	3 months ended 30/09/2015
B Investor Complaints	
Pending at the beginning of the quarter	Nil
Received during the quarter	3
Disposed of during the quarter	3
Remaining unresolved at the end of the quarter	Nil

Notes :

- The above financial results have been reviewed by the Audit Committee and taken on record by the Board at its meeting held on 07th November, 2015 and also been reviewed by the Auditors.
- Figures of the Previous periods are re-classified/re-arranged/re-grouped, wherever necessary, to correspond with the current period's classification/disclosure.



For Madhav Marbles and Granites Limited

Ashok Doshi

Ashok Doshi
Managing Director
DIN:00648998

Place: Udaipur
Date: 07/11/2015

MADHAV MARBLES AND GRANITES LIMITED

CIN:L14101RJ1989PLC004903, Web: www.madhavmarbles.com, Mail: investormmg1@gmail.com

Address: 11 A, CHARAK MARG, AMBAMATA SCHEME, UDAIPUR - 313 001, (RAJ.)

SEGMENT REPORTING FOR THE QUARTER AND PERIOD ENDED SEPTEMBER 30, 2015

(Rs. in lakhs)

S.No.	PARTICULARS	QUARTER ENDED			HALF-YEAR ENDED		YEAR ENDED
		30.09.2015	30.06.2015	30.09.2014	30.09.2015	30.09.2014	31.03.2015
		(Limited Reviewed)			(Limited Reviewed)		(Audited)
1	Segment revenue						
	(a) Granite & Stone Division	1922.40	2034.14	2379.36	3956.54	4645.19	9110.79
	(b) Realty Division	0.00	0.00	0.00	0.00	0.00	0.00
	(c) Power Generation Unit	218.76	56.65	111.48	275.41	152.16	172.54
	(d) Unallocated	0.00	0.00	0.00	0.00	0.00	0.00
	Total	2141.16	2090.79	2490.84	4231.95	4797.35	9283.33
	Less: Inter segment revenue	124.33	46.07	111.48	170.40	152.16	157.15
	Gross Sales / Income from operations	2016.83	2044.72	2379.36	4061.55	4645.19	9126.18
	Less: Excise Duty	0.00	0.00	0.00	0.00	0.00	28.52
	Net Sales / Income from operations	2016.83	2044.72	2379.36	4061.55	4645.19	9097.66
2	Segment Results						
	Profit(+)/loss(-) before tax and interest						
	(a) Granite & Stone Division	125.52	276.80	170.92	402.32	435.55	1004.03
	(b) Realty Division	0.00	0.00	0.00	0.00	0.00	0.00
	(c) Power Generation Unit	198.12	17.70	96.78	215.82	106.34	92.84
	(d) Unallocated	-6.44	6.44	-7.19	0.00	0.00	28.72
	Total	317.20	300.94	260.52	618.14	541.89	1125.59
	Less: (I)Interest	14.00	16.06	0.00	30.06	0.00	0.00
	(II)Other un allocable expenditure net of unallocable income	0.00	0.00	0.00	0.00	0.00	0.00
	Total Profit before Tax	303.20	284.88	260.52	588.08	541.89	1125.59
3	Capital Employed						
	Segment Assets - Segment Liabilities						
	(a) Granite & Stone Division	-	-	-	0.00	11706.16	12630.95
	(b) Realty Division	-	-	-	1260.93	1260.93	539.70
	(c) Power Generation Unit	-	-	-	769.09	596.82	583.32
	(d) Unallocated	-	-	-	308.35	284.09	252.38
	Total	-	-	-	2338.37	13848.00	14006.35

The above segment results have been reviewed by the Audit Committee and taken on record by the Board of Directors at its Meeting held on 07th November 2015.

For Madhav Marbles and Granites Limited



Ashok Doshi

Ashok Doshi

Managing Director

DIN:00648998

Place: Udaipur

Date: 07/11/2015

MADHAV MARBLES AND GRANITES LIMITED

11-A, CHARAK MARG, AMBAMATA SCHEME, UDAIPUR-313001

CIN:L14101RJ1989PLC004903

Web: www.madhavmarbles.com, Mail: investormmgl@gmail.com

STATEMENT OF ASSETS AND LIABILITIES		(Rs. in lakhs)	
PARTICULARS	As at 30.09.2015 (Un-Audited)	As at 30.09.2014 (Un-Audited)	
A	EQUITY AND LIABILITIES		
1	Shareholders Funds :		
	(a) Share capital	894.70	894.70
	(b) Reserves and surplus	10281.24	10037.45
	(c) Money received against share warrants	0.00	0.00
	Sub-total - Shareholders' funds	11175.94	10932.15
2	Share application money pending allotment	0.00	0.00
3	Minority interest *	0.00	0.00
4	Non-current liabilities		
	(a) Long-term borrowings	0.00	0.00
	(b) Deferred tax liabilities (net)	449.76	362.33
	(c) Other long-term liabilities	85.10	122.09
	(d) Long-term provisions	46.83	45.38
	Sub-total - Non-current liabilities	581.69	529.80
	Current liabilities		
	(a) Short-term borrowings	1001.58	0.00
	(b) Trade payables	596.42	758.21
	(c) Other current liabilities	173.71	167.45
	(d) Short-term provisions	444.55	526.81
	Sub-total - Current liabilities	2216.26	1452.47
	TOTAL - EQUITY AND LIABILITIES	13973.89	12914.42



Oshohosh


B	ASSETS		
	Non-current assets		
	(a) Tangible Assets	2896.53	1920.26
	(b) Capital Work in Progress	30.87	3.00
	(c) Non-current investments	0.00	0.00
	(d) Deferred tax assets (net)	0.00	0.00
	(e) Long-term loans and advances	1470.33	1559.22
	(f) Other non-current assets	1638.17	1746.76
	Sub-total - Non-current assets	6035.89	5229.24
	Current assets		
	(a) Current investments	0.00	0.00
	(b) Inventories	2429.24	2461.40
	(c) Trade receivables	3615.98	3777.38
	(d) Cash and cash equivalents	1035.97	306.18
	(e) Short-term loans and advances	854.75	1138.63
	(f) Other current assets	2.05	1.59
	Sub-total - Current assets	7937.99	7685.18
	TOTAL - ASSETS	13973.89	12914.42

- 1 The above statement has been prepared by the company in accordance with clause 41 of the listing agreement and approved by the board of directors at its meeting held on 07th November, 2015.
- 2 Figures of the previous periods are re-classified/rea-arranged/re-grouped, wherever necessary, to correspond with the current period's classification/disclosure..

For Madhav Marbles and Granites Ltd.

Ashok Doshi

Ashok Doshi
Managing Director



Place: Udaipur
Date: 07/11/2015

LIMITED REVIEW REPORT


**The Board of Directors
M/s Madhav Marbles and Granites Limited
Udaipur**

We have reviewed the accompanying statement of Un-Audited Financial Results of M/s Madhav Marbles and Granites limited, Udaipur for the quarter ended 30th September, 2015 **except for the disclosures regarding 'Public Shareholding' and 'Promoter and Promoter Group Shareholding' which have been traced from disclosures made by the management and have not been audited by us.** This statement is responsibility of the Company's management and has been approved by the Board of Directors/Committee of Board of Directors. Our responsibility is to issue a report on these financial statements based on our review.

We conducted our review in accordance with the Standard on Review Engagement (SRE) 2400, engagements to Review Financial Statements issued by The Institute of Chartered Accountants of India. This standard requires that we plan and perform the review to obtain moderate assurance as to whether the financial statements are free of any material misstatement. A review is limited primarily to inquiries of company personnel and analytical procedures applied to financial data and thus provide less assurance than an audit. We have not performed an audit accordingly; we do not express an audit opinion.

Based on our review conducted as above nothing has come to our attention that causes us to believe that the accompanying statement of Un-audited Financial Results for the quarter ended 30th September, 2015 prepared in accordance with applicable accounting standards and other recognized accounting practices and policies has not disclosed the information required to be disclosed in terms of Clause 41 of the Listing Agreement including the manner in which it is to be disclosed, or that it contains any material misstatement.

For NYATI & ASSOCIATES
Chartered Accountants
Firm Reg. No. 002327C



Place: Udaipur
Date: 07th, November 2015


SURESH NYATI

Partner
Membership No. 070742

NYATI & ASSOCIATES

Chartered Accountants

MADHAV MARBLES AND GRANITES LIMITED
 CIN: L14101RJ1989PLC004903
 11-A, CHARAK MARG, AMBAMATA SCHEME, UDAIPUR - 313001
 FINANCIAL RESULTS FOR THE QUARTER ENDED 30TH SEPTEMBER, 2015

(Rs. In Lakhs)

S.NO.	Particulars	Quarter Ended 30.09.2015 (Limited Reviewed)
1	Income from operations	
	(a) Net Sales/Income from Operations (Net of Excise Duty)	2016.83
	(b) Other Operating Income	0.00
	Total income from operations (net)	2016.83
2	Expenses	
	(a) Cost of materials consumed	946.19
	(b) Manufacturing Expenses	373.07
	(c) Purchases of stock-in-trade	80.87
	(d) Changes in inventories of finished goods work in progress and stock in Trade	-9.99
	(e) Employee benefits expense	168.06
	(f) Depreciation and amortisation expense	64.41
	(g) Other expenses	145.10
	Total Expenses	1767.72
3	Profit/(Loss) from operations before Other Income, Finance Costs and Exceptional items (1-2)	249.11
4	Other Income	68.09
5	Profit/(Loss) from ordinary activities before Finance Costs and Exceptional items(3 + 4)	317.20
6	Finance Costs	14.00
7	Profit/(Loss) from ordinary activities after Finance costs but before exceptional Items (5-6)	303.20
8	Exceptional Items	0.00
9	Profit(+)/Loss(-) from ordinary activities before tax (7- 8)	303.20
10	Tax expense	60.90
11	Net profit(+)/Loss(-) from ordinary activities after tax (9 -10)	242.30
12	Prior Period items	0.00
13	Net Profit (+) / Loss (-) for the period (11- 12)	242.30
14	Paid up Equity Share Capital (Face Value of Rs. 10 each)	894.70
15	Reserves excluding revaluation reserves as per Balance sheet of previous accounting year	-
16	Earning Per Share (not annualised) Basic and Diluted EPS (Rs.) before/after Extraordinary Item	2.71
17	Public Shareholding	
	- Number of Shares	5508300
	- Percentage of Shareholding	61.57
18	Promoter and Promoter Group Shareholding	
	(a) Pledged / Encumbered	
	- Number of Shares	0
	- Percentage of shares (as a % of total shareholding of Promoter and promoter group	0
	Percentage of shares(as a % of total share capital of the Co.)	0
	(b) Non-encumbered	
	- Number of Shares	3438700
	- Percentage of shares (as a % of total shareholding of Promoter and promoter group	100
	Percentage of shares(as a % of total share capital of the Co.)	38.43

Note: Deferred Tax and Income Tax Adjustments will be done in the yearly audited results.

Place: Udaipur

Date: 7th November, 2015

